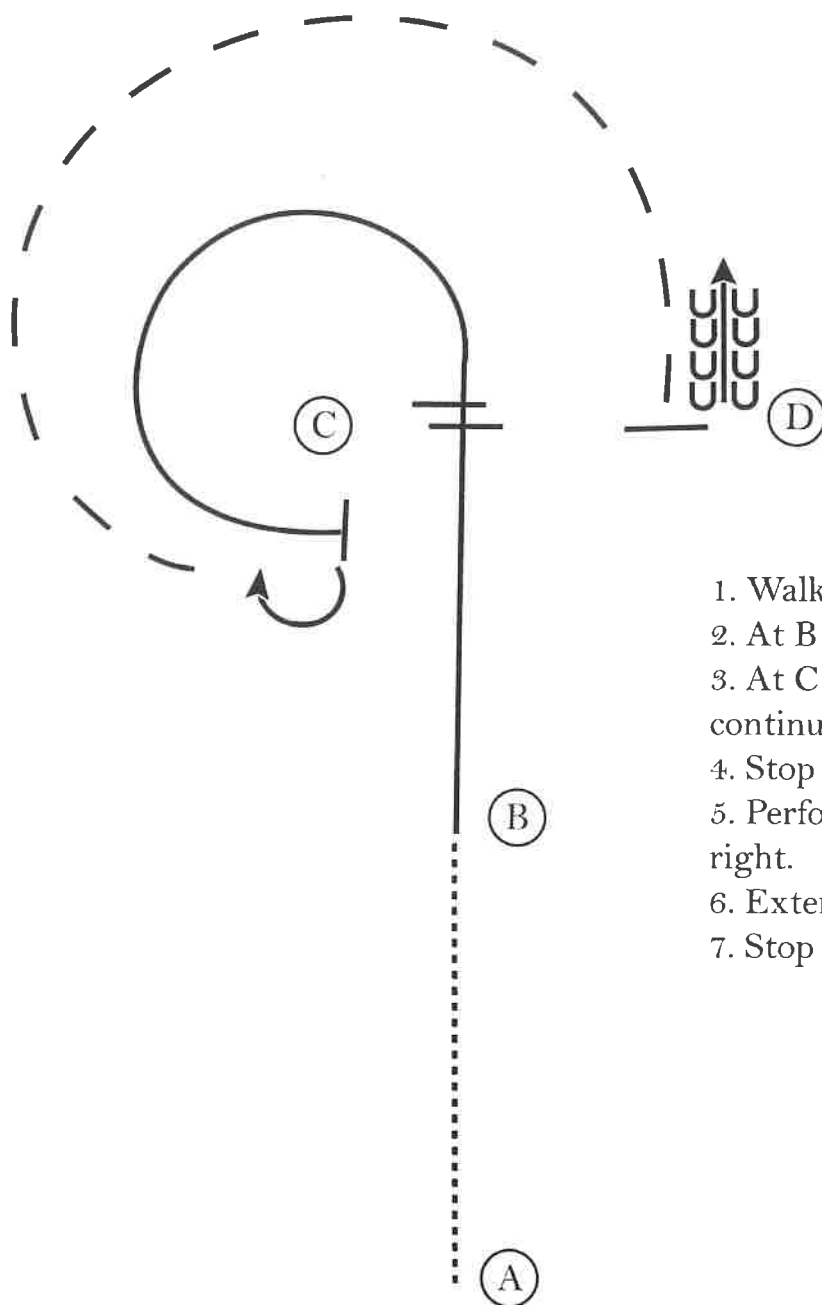


2021 WAQHA State Championships

Western Horsemanship (Class 3, 4, 5, 7)

Youth 7-18 / Novice Youth and Amateur / AmQH Youth

Show Date: 23-24 April 2021



1. Walk A to B.
2. At B lope on the right lead to C.
3. At C perform a lead change and continue on the left lead around C.
4. Stop at C.
5. Perform a 180 degree turn to the right.
6. Extend the jog around C.
7. Stop at D and back 4 steps.

Walk
Jog	-----
Extended Jog	-----
Lope	=====
Leg Yield	
Lead Change	↗↘
Back	←←←←
Marker	(B)
Sidepass	←←←←

[WH/2-1]

Pattern Provided by:

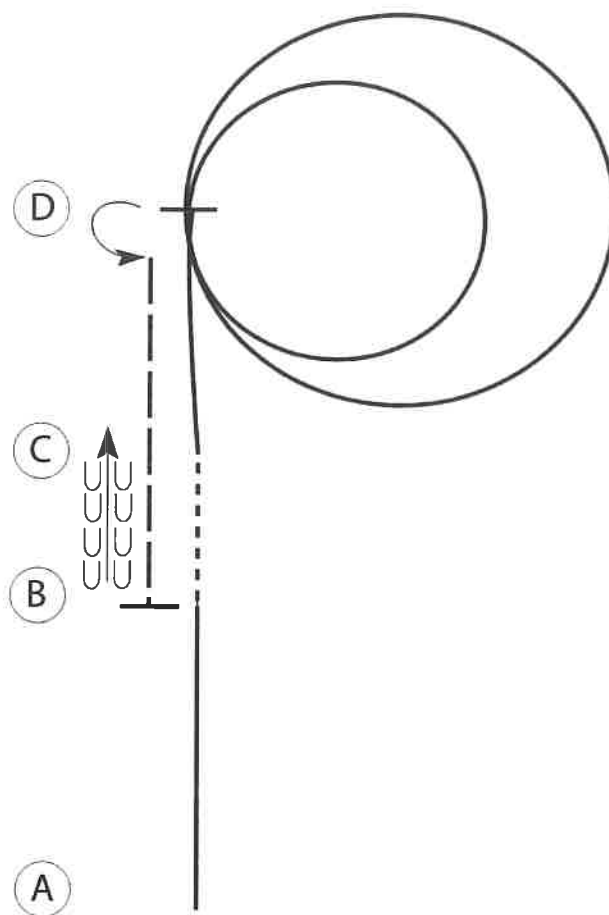
Debra Watson

2021 WAQHA State Championships

Western Horsemanship (Class 1, 2, 6)

Amateur / Select Am / AmQH Amateur

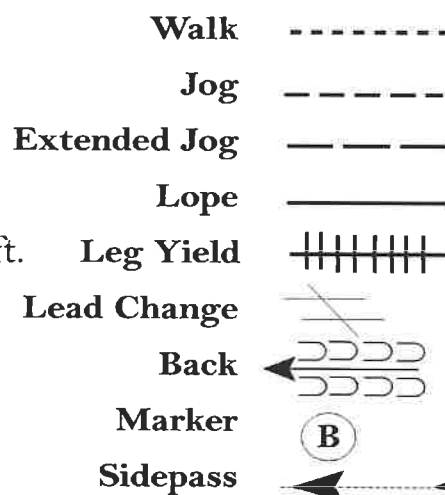
Show Date: 23-24 April 2021



Be ready at A.

1. Lope on the left lead to B.
2. Walk B to C.
3. Lope on the right lead to D.
4. Lope a large fast circle to the right.
5. Lope a small slow circle to the right.
6. Stop at D and perform a 180 degree spin to the left.
7. Extend the jog to B.
8. Stop at B and back to C.

Follow the instructions of your ring steward.



[WH/3-1]

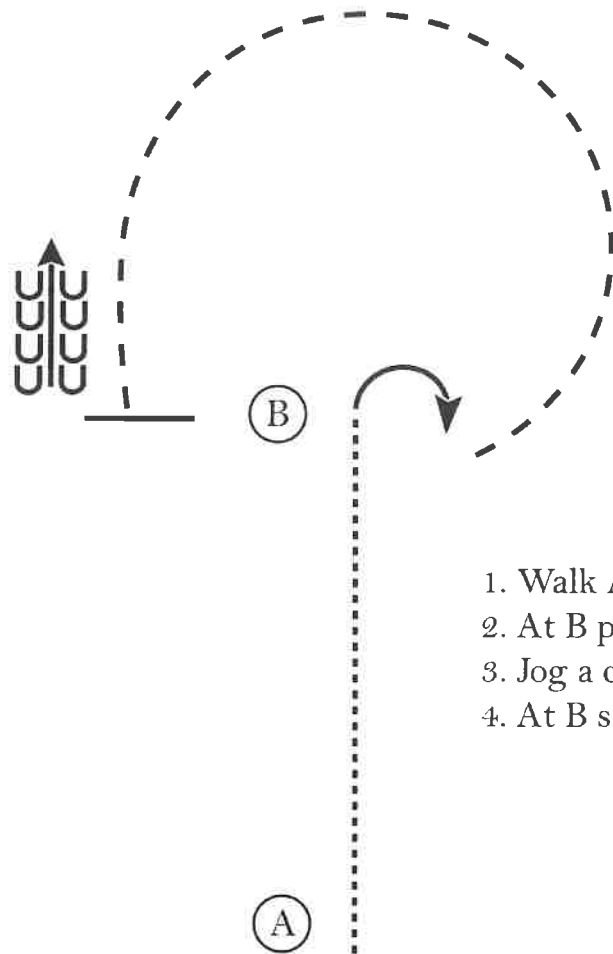
Pattern Provided by:

Debra Watson

2021 WAQHA State Championships

Western Horsemanship (EWD Walk Trot)

Show Date: 23-24 April 2021



1. Walk A to B
2. At B perform a 90 degree turn to the right
3. Jog a circle around B
4. At B stop and back 4 steps

Walk
Jog	-----
Extended Jog	-----
Lope	-----
Leg Yield	
Lead Change	↗↘
Back	←←←←
Marker	(B)
Sidepass	←←←←

[WH/WT-7]

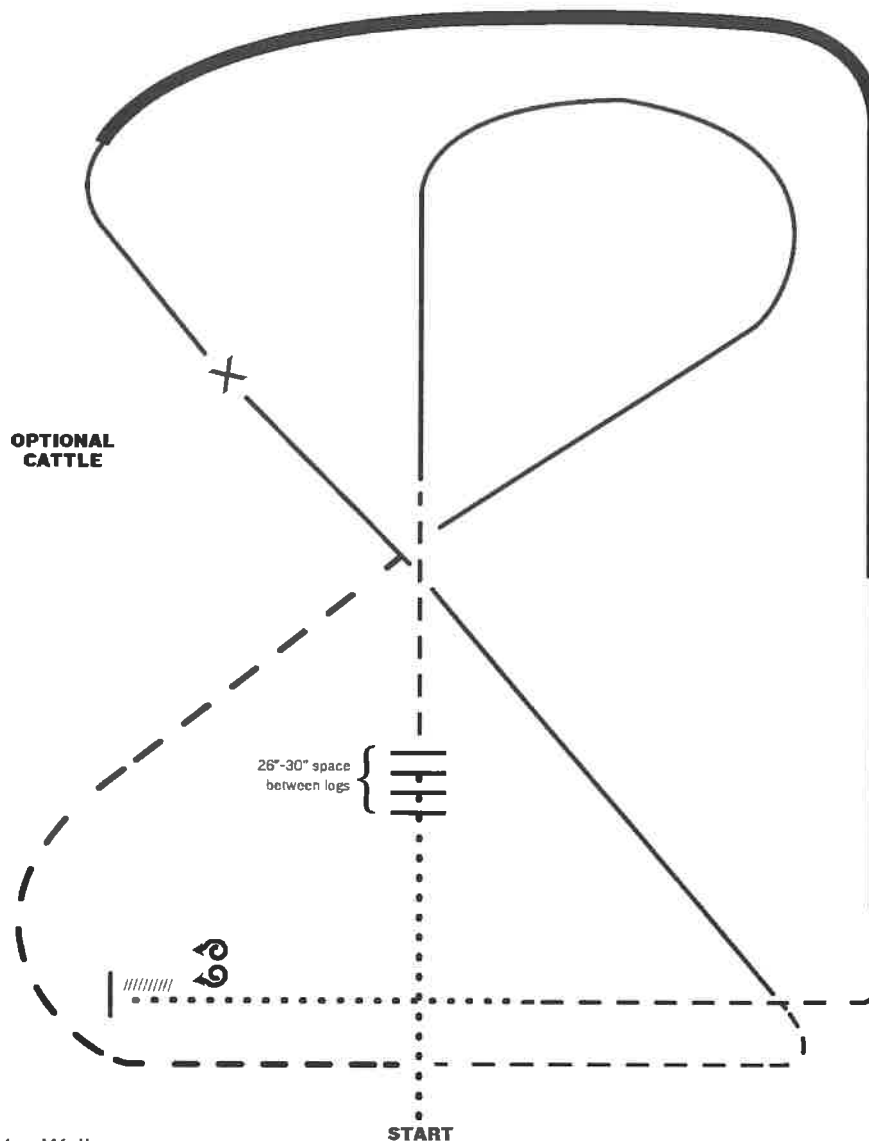
Pattern Provided by:

Debra Watson

2021 WAQHA State Championships

Ranch Riding - Pattern 5 (Class 23, 28)

All Age Open / AmQH Open
Show Date: 23-24 April 2021



1. Walk
2. Walk over logs
3. Trot
4. Lope right lead
5. Extended trot
6. Trot
7. Lope left lead
8. Change leads (simple or flying)
9. Right lead, extended lope
10. Collect Lope
11. Trot
12. Walk
13. Stop and back
14. 360 degree turn each direction (either direction 1st) (L-R or R-L)

Note: The drawn description of this pattern is only intended for the general depiction of the pattern. Exhibitors should utilize the arena space to best exhibit their horses.

[RR/AQHA-5]

Pattern Provided by:

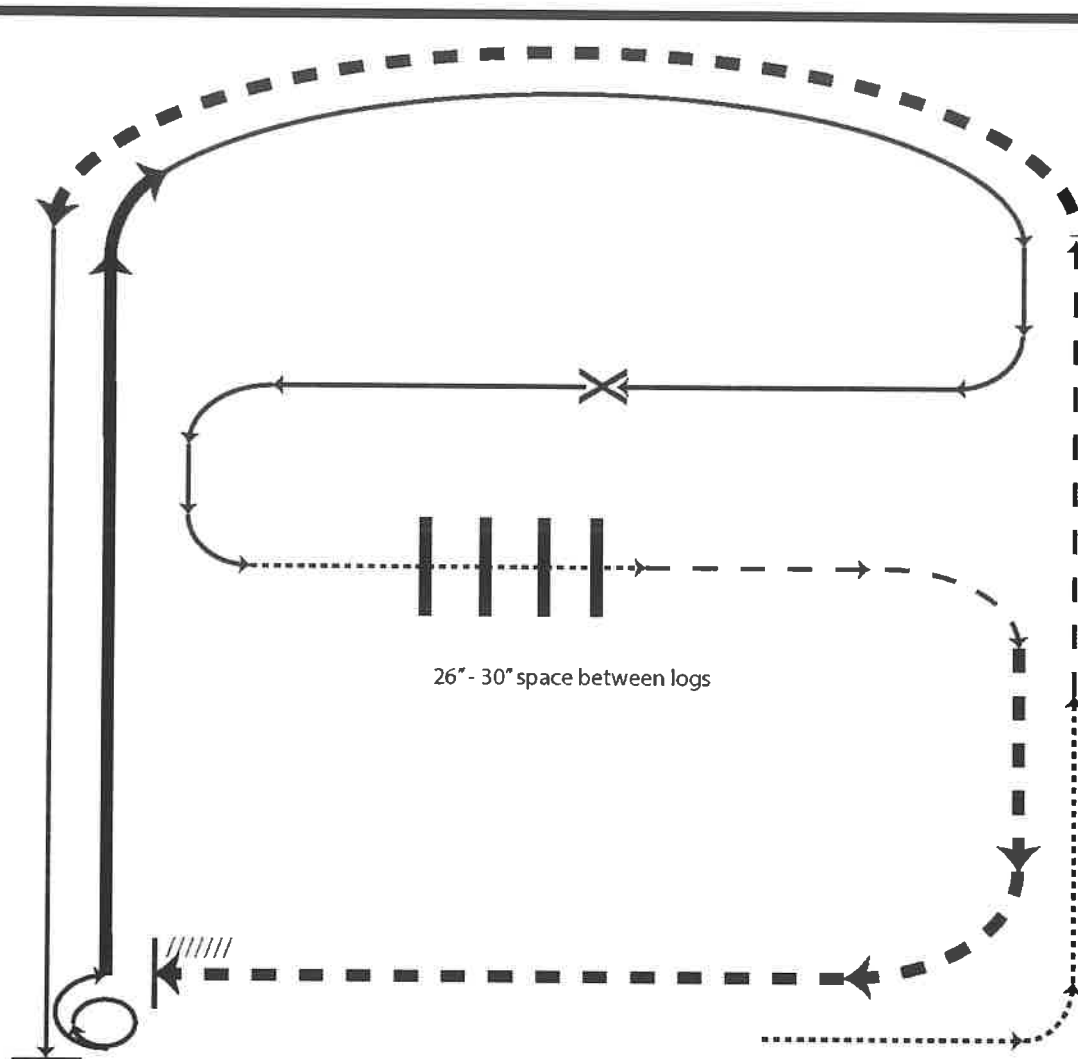
Debra Watson

2021 WAQHA State Championships

Ranch Riding - Pattern 2 (Class 24, 25, 26, 27, 29)

Amateur / Select Amateur / AmQH Am / Youth / AmQH Youth

Show Date: 23-24 April 2021



- X Lead Change
- • Walk
- - Trot
- - Ext Trot
- ==== Lope
- ==== Ext Lope
- //// Back

1. Walk
2. Trot
3. Extended trot
4. Left lead lope
5. Stop, 1 1/2 turn right
6. Extended lope
7. Collect to working lope-right lead
8. Change leads (simple or flying)
9. Walk
10. Walk over logs
11. Trot
12. Extended trot
13. Stop and back

[RR/AQHA-2]

Pattern Provided by:

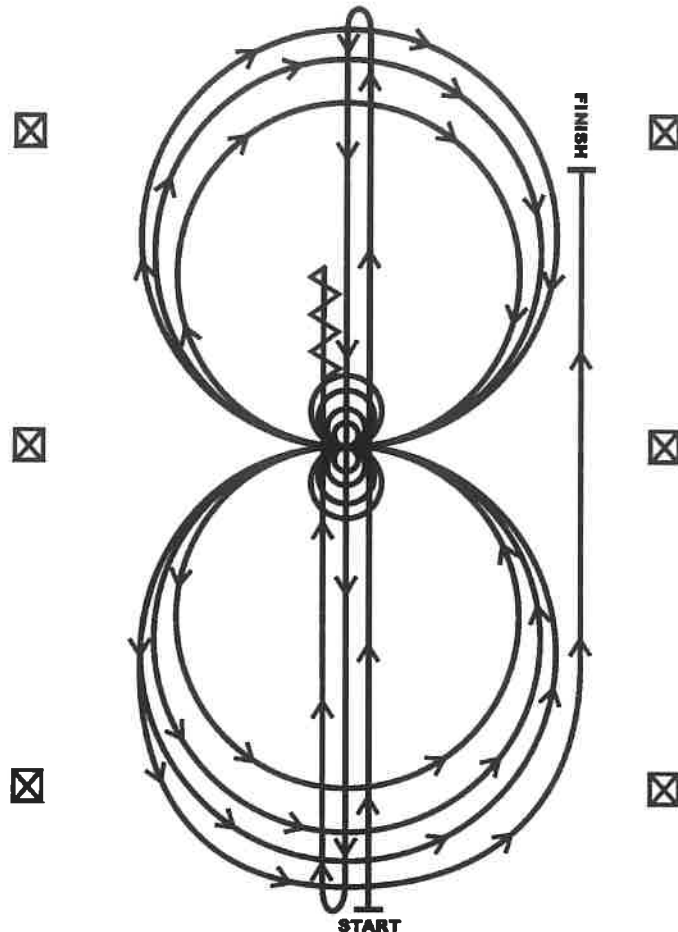
Debra Watson

2021 WAQHA State Championships

Reining - Pattern 8 (All Age Open)

Show Date: 23-24 April 2021

REINING PATTERN I



1. Run at speed to the far end of the arena past the endmarker and do a left rollback—no hesitation.
2. Run to the opposite end of the arena past the end marker and do a right rollback—no hesitation.
3. Run past the center marker and do a sliding stop. Back up to center of the arena or at least ten feet (three meters). Hesitate.
4. Complete four spins to the right. Hesitate.
5. Complete four and one-quarter spins to the left so that horse is facing left wall or fence. Hesitate.
6. Beginning on the left lead, complete three circles to the left: the first circle large and fast; the second circle small and slow; the third circle large and fast. Change leads at the center of the arena.
7. Complete three circles to the right: the first circle large and fast; the second circle small and slow; the third circle large and fast. Change leads at the center of the arena.
8. Begin a large circle to the left but do not close this circle. Run straight up the right side of the arena past the center marker and do a sliding stop at least twenty feet (six meters) from wall or fence. Hesitate to demonstrate the completion of the pattern.

[R/AQHAP-1]

Pattern Provided by:

Debra Watson

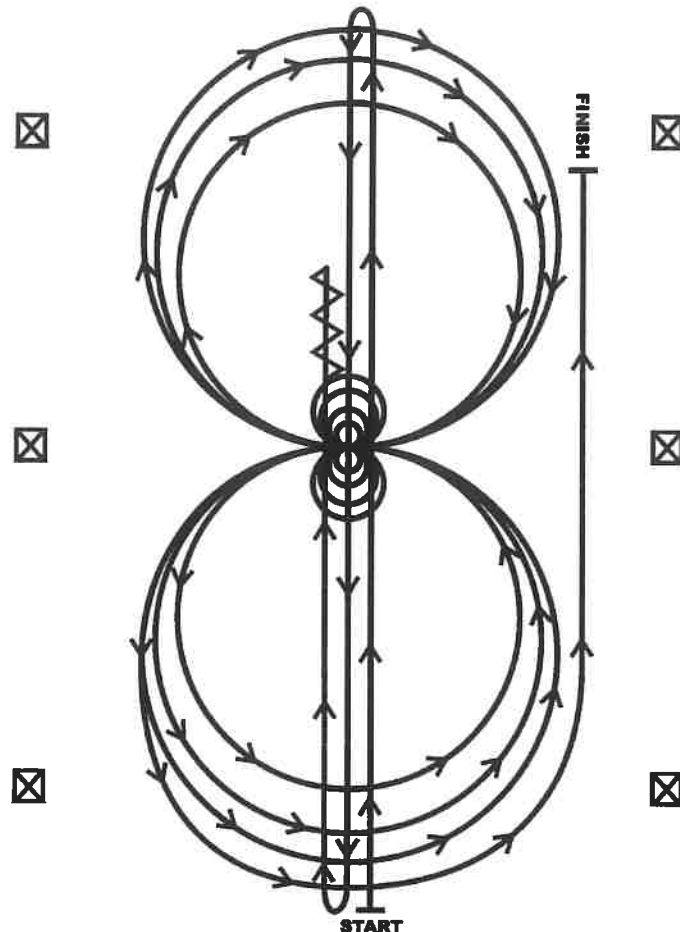
2021 WAQHA State Championships

Reining - Pattern 6 (Class 31, 32, 33)

Amateur / Select Amateur / Youth 7-18yrs

Show Date: 23-24 April 2021

REINING PATTERN I



1. Run at speed to the far end of the arena past the endmarker and do a left rollback—no hesitation.
2. Run to the opposite end of the arena past the end marker and do a right rollback—no hesitation.
3. Run past the center marker and do a sliding stop. Back up to center of the arena or at least ten feet (three meters). Hesitate.
4. Complete four spins to the right. Hesitate.
5. Complete four and one-quarter spins to the left so that horse is facing left wall or fence. Hesitate.
6. Beginning on the left lead, complete three circles to the left: the first circle large and fast; the second circle small and slow; the third circle large and fast. Change leads at the center of the arena.
7. Complete three circles to the right: the first circle large and fast; the second circle small and slow; the third circle large and fast. Change leads at the center of the arena.
8. Begin a large circle to the left but do not close this circle. Run straight up the right side of the arena past the center marker and do a sliding stop at least twenty feet (six meters) from wall or fence. Hesitate to demonstrate the completion of the pattern.

[R/AQHAP-1]

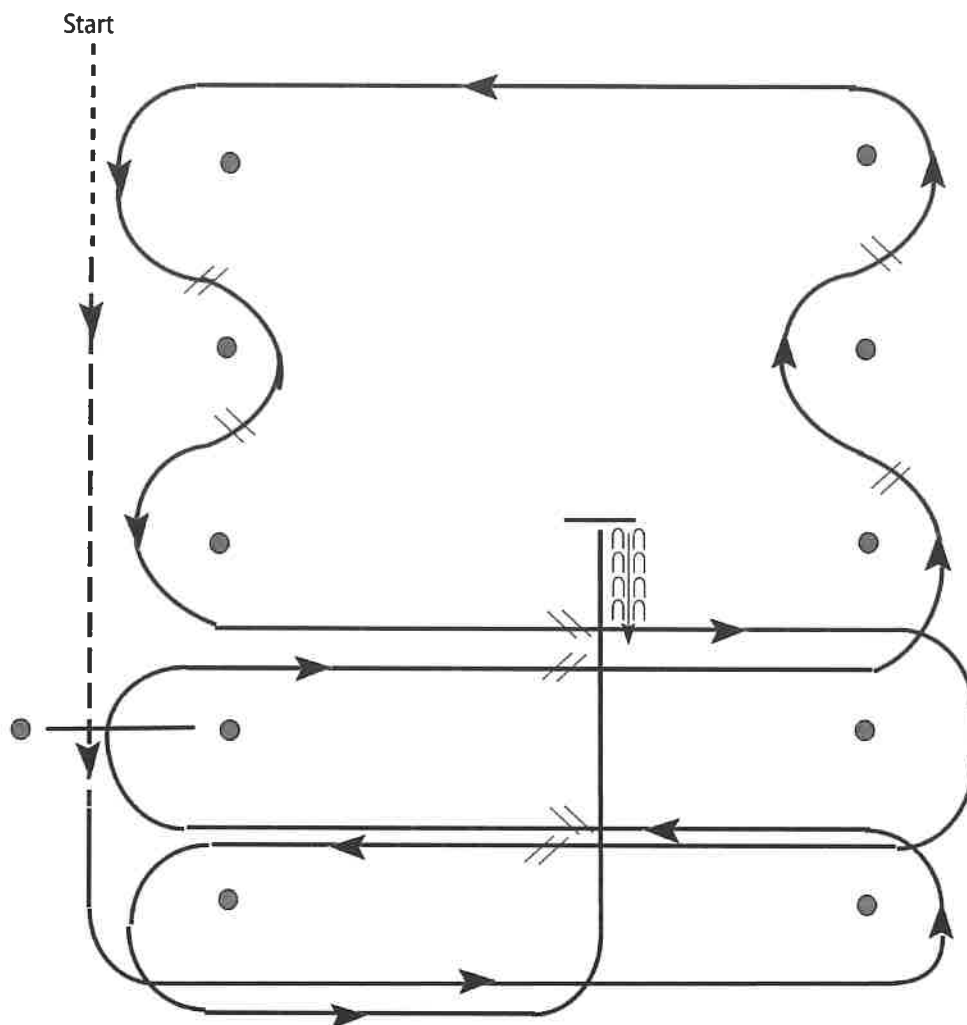
Pattern Provided by:

Debra Watson

2021 WAQHA State Championships

Western Riding - Pattern 3 (All Classes)

Show Date: 23-24 April 2021



1. Walk, transition to jog, jog over log.
2. Transition to left.
3. First crossing change.
4. Lope over log.
5. Second crossing change.
6. First line change.
7. Second line change.
8. Third line change.
9. Fourth line change.
10. Third crossing change.
11. Fourth crossing change.
12. Lope up the center, stop and back.

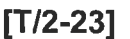
[WR/OP-3]

Pattern Provided by:

Debra Watson

www.horsepatterns.com

W W . U I C C U W T a r l c i u . U U



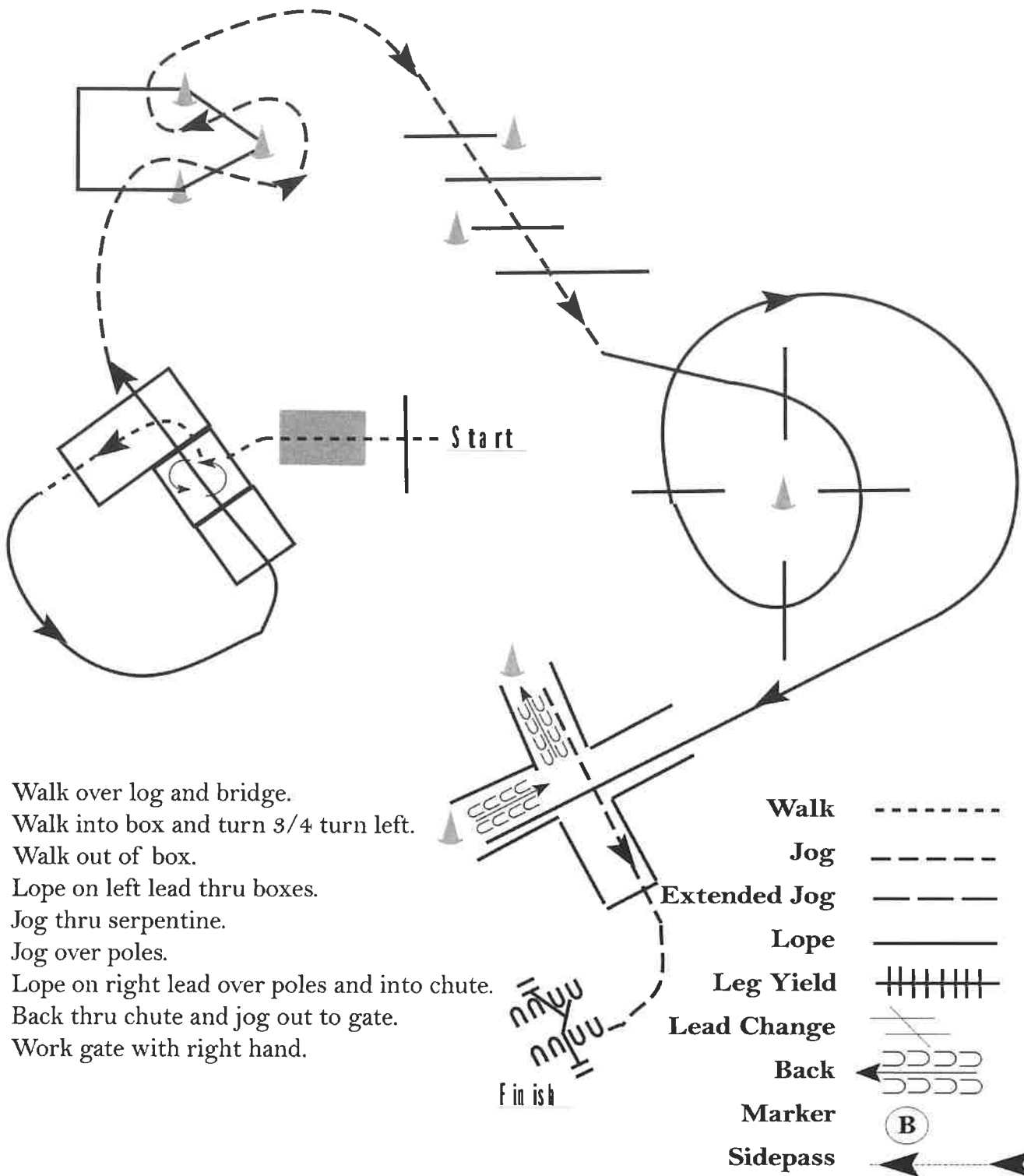
Debra Watson

2021 WAQHA State Championships

Trail (Class 45, 46, 48, 50, 54, 56, 57)

Select / Amateur Senior / AmQH Amateur / Junior Horse / AmQH All Age / Senior Horse
Show Date: 23-24 April 2021

www.horshowpatterns.com



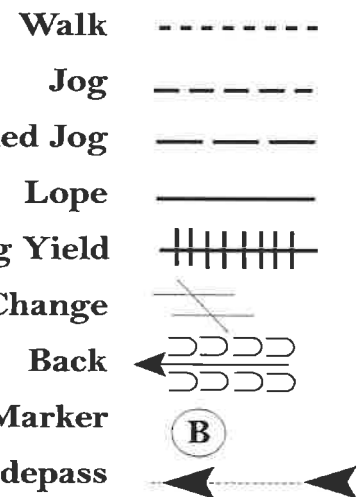
[T/3-23]

Pattern Provided by:

Debra Watson

www.horsepoweratterns.com

Show Date: 23-24 April 2021



Debra Watson

2021 WAQHA State Championships

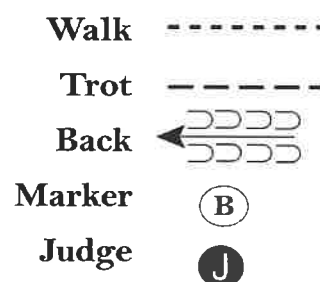
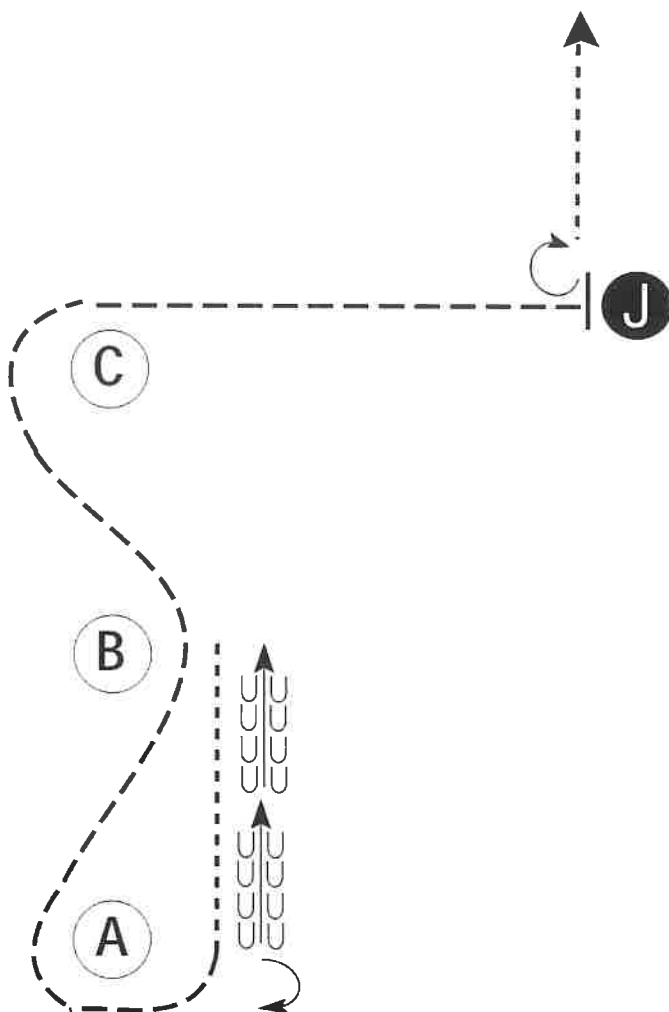
Showmanship (Class 63, 64, 68)

Amateur / Select / AmQH Amateur

Show Date: 23-24 April 2021

Be ready at A.

1. When acknowledged, perform a 180 degree turn.
2. Back to B.
3. Walk to A.
4. Trot around A, around B, around C and straight to judge.
5. Stop and set up for inspection.
6. When dismissed, perform a 270 degree turn and walk away from judge.



Follow the directions of the ring steward.

Pattern Provided by:

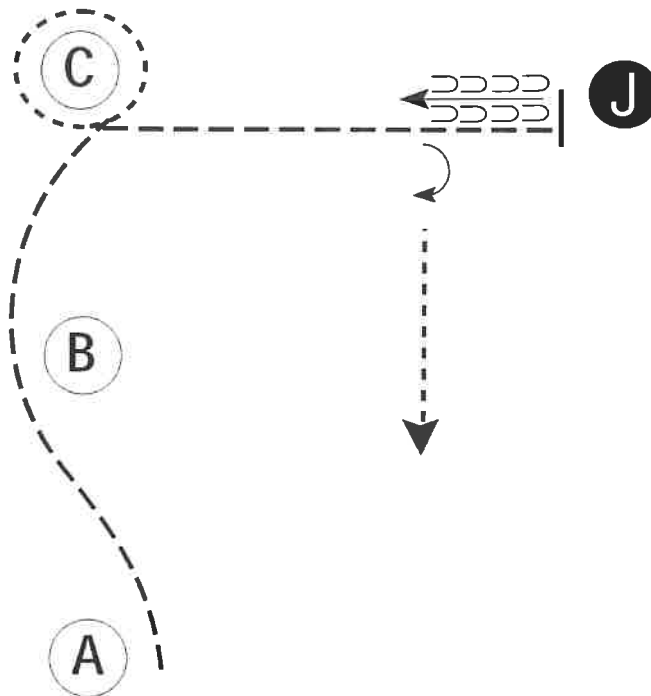
Debra Watson

[S/3-59]

2021 WAQHA State Championships

Showmanship (Class 65, 66, 67, 69)

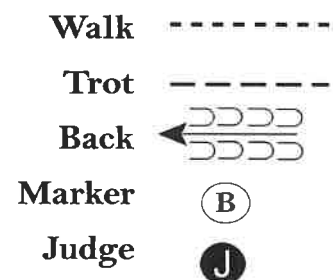
Youth / Novice Youth / Novice Amateur / AmQH Youth
Show Date: 23-24 April 2021



Be ready at A.

1. When acknowledged, trot from A, around B and to C.
2. Walk a tight circle around C.
3. Trot to judge.
4. Stop and set up for inspection.
5. When dismissed, back approximately one horse length.
6. Perform a 90 degree turn and walk away from judge.

Follow the directions of your ring steward.



[S/2-58]

Pattern Provided by:

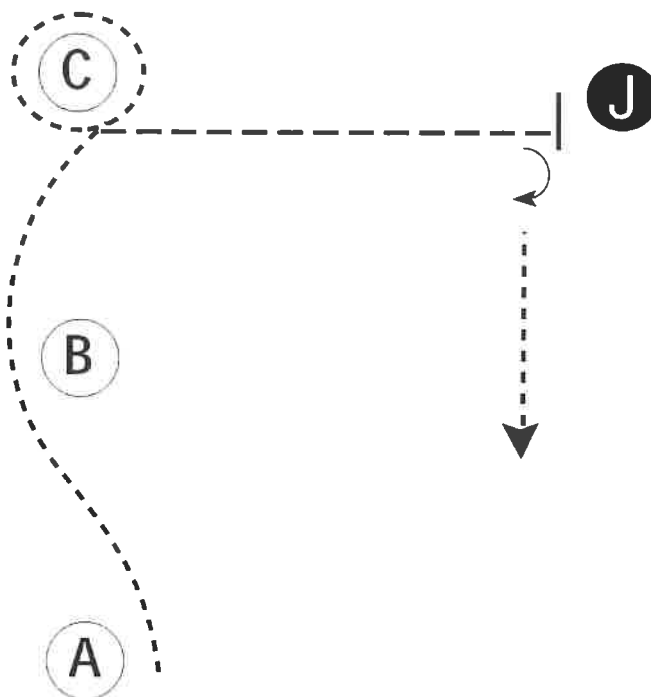
Debra Watson

2021 WAQHA State Championships

Showmanship (Class 65A, 70)

Youth W/J / EWD

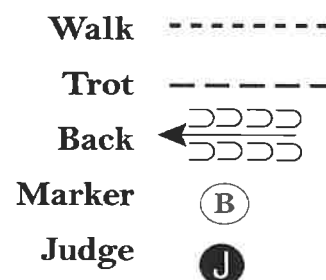
Show Date: 23-24 April 2021



Be ready at A.

1. When acknowledged, walk from A, around B and to C.
2. Walk a tight circle around C.
3. Trot to judge.
4. Stop and set up for inspection.
5. When dismissed, perform a 90 degree turn and walk away from judge.

Follow the directions of your ring steward.



[S/WT-58]

Pattern Provided by:

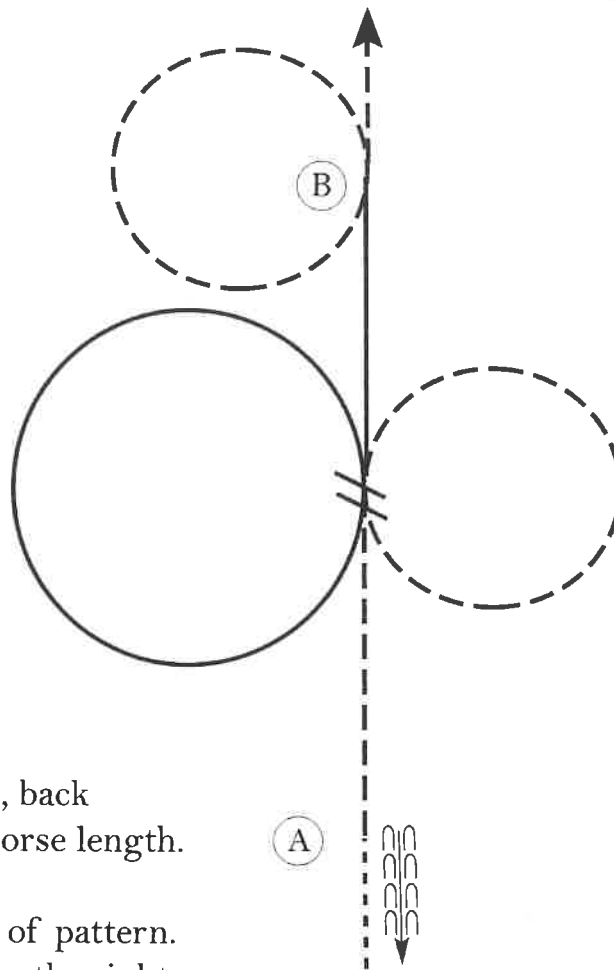
Debra Watson

2021 WAQHA State Championships

Hunt Seat Equitation (Class 107, 108)

Amateur / Select

Show Date: 23-24 April 2021



Be ready at A.

1. When acknowledged, back approximately one horse length.
2. Walk to A.
3. Sitting trot to center of pattern.
4. Posting trot a circle to the right.
5. Canter a larger circle to the left.
6. Perform a lead change at center of pattern.
7. Canter to B.
8. Posting trot circle to the left at B.
9. Continue to trot straight away from B.

Pattern is over once you have passed B at a trot.

Follow the instructions of your ring steward.

Walk	-----
Trot	- - - - -
Extended Trot	=====
Canter	=====
Leg Yield	
Lead Change	///
Back	←←←←←
Marker	(B)
Sidepass	←-----→
Hand Gallop	=====

[HSE/3-55]

Pattern Provided by:

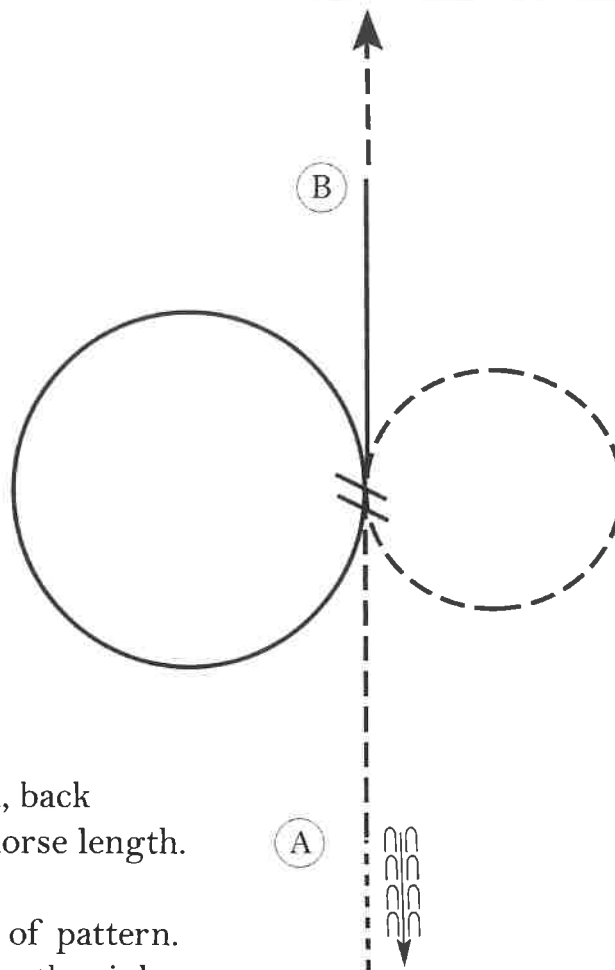
Debra Watson

2021 WAQHA State Championships

Hunt Seat Equitation (Class 109, 110, 111)

Youth / Novice Youth / Novice Amateur

Show Date: 23-24 April 2021



Be ready at A.

1. When acknowledged, back approximately one horse length.
2. Walk to A.
3. Sitting trot to center of pattern.
4. Posting trot a circle to the right.
5. Canter a larger circle to the left.
6. Perform a simple lead change at center of pattern.
7. Canter to B.
8. Posting trot on the right diagonal straight away from B.

Pattern is over once you have trotted past B more than 2 horse lengths.

Follow the instructions of your ring steward.

Walk	-----
Trot	- - - - -
Extended Trot	— — — — —
Canter	— — — — —
Leg Yield	
Lead Change	— — — — —
Back	← ← ← ← ←
Marker	(B)
Sidepass	← — — — — →
Hand Gallop	— — — — —

[HSE/2-55]

Pattern Provided by:

Debra Watson

2021 WAQHA State Championships

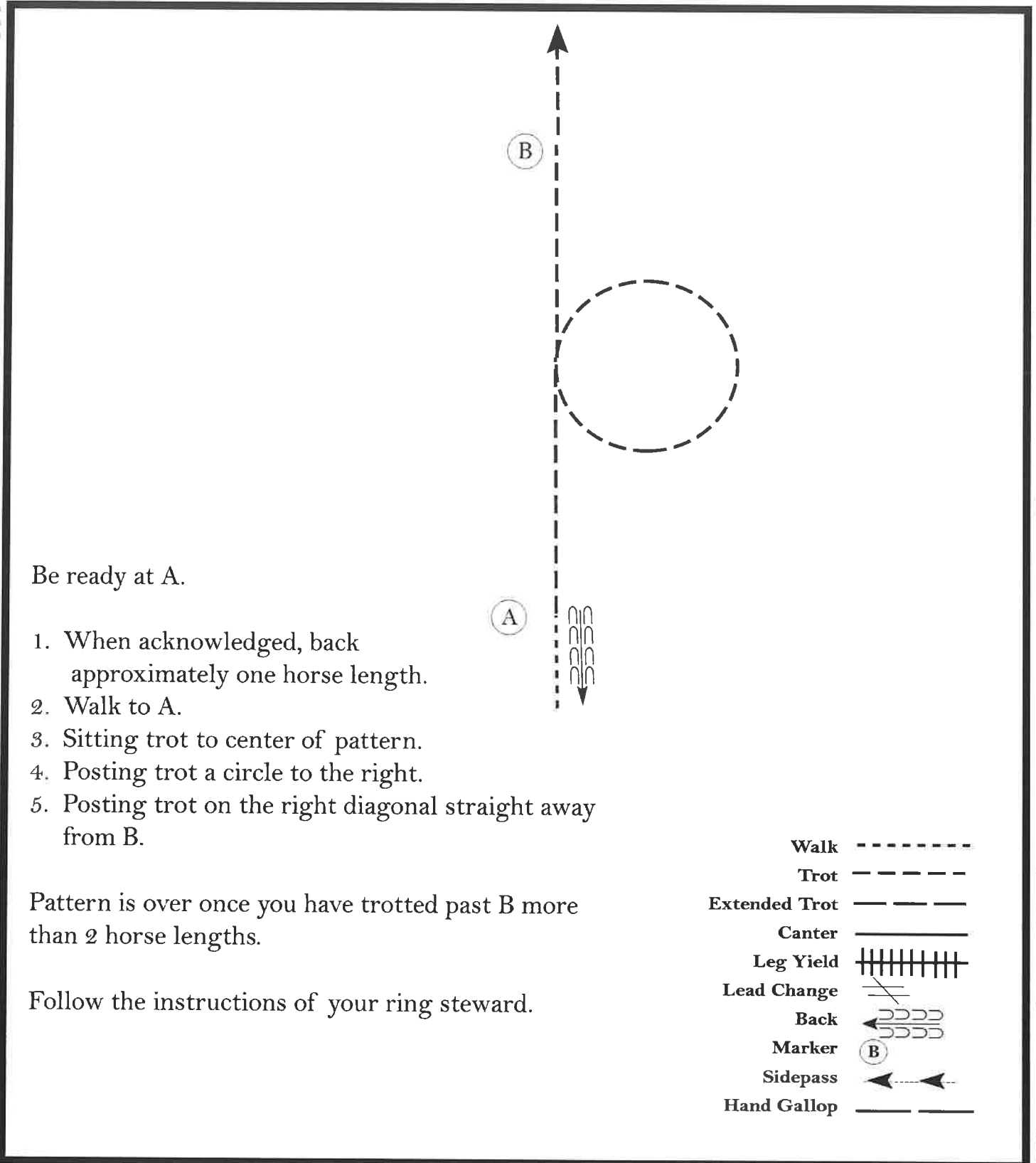
Hunt Seat Equitation (Class 112)

EWD

Show Date: 23-24 April 2021

W W W . H O R S E S H O W P A T T E R N S . C O M

W W W . H O R S E S H O W P A T T E R N S . C O M



[HSE/WT-55]

Pattern Provided by:

Debra Watson

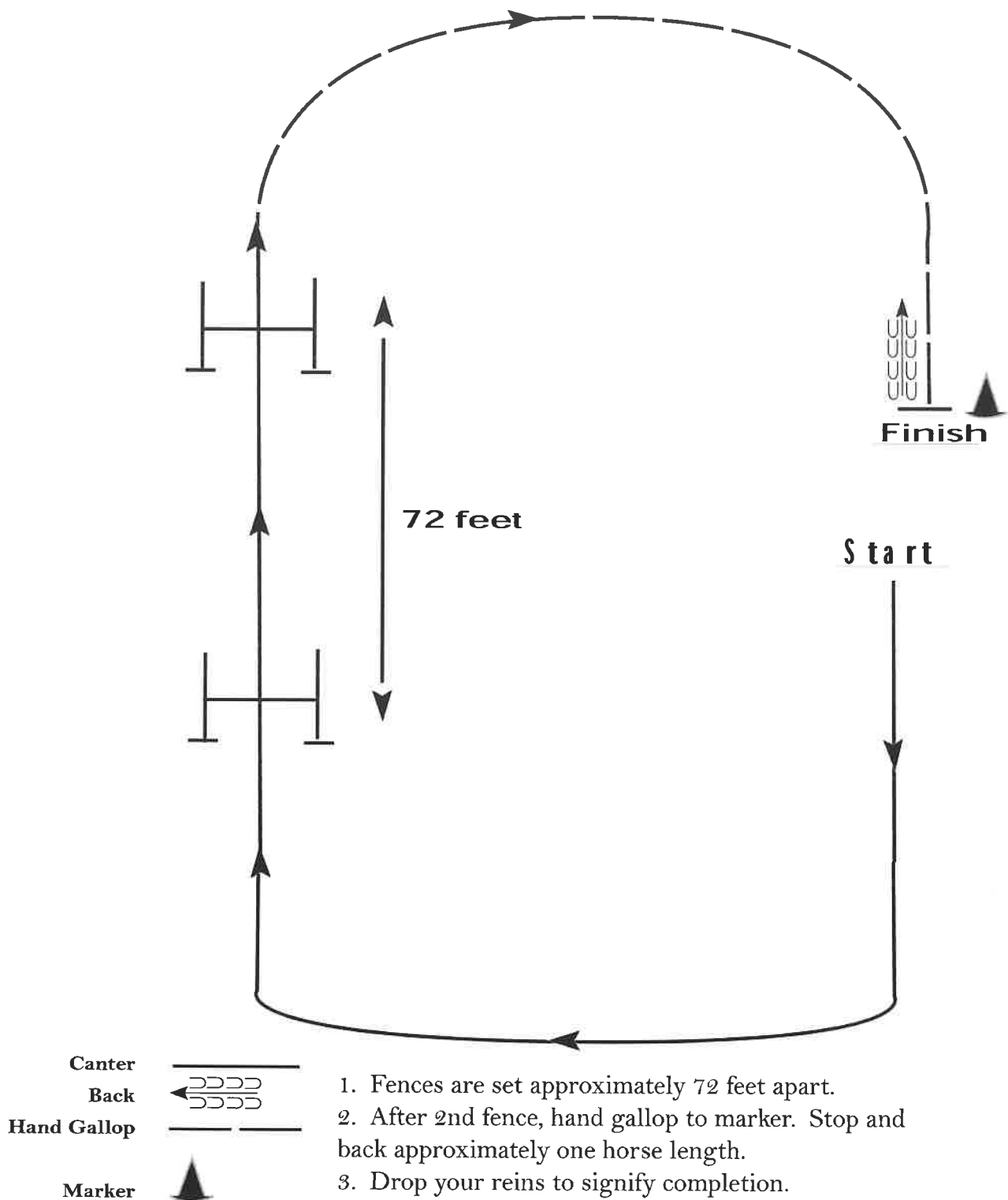
2021 WAQHA State Championships

Hunter Hack (All Age Open)

Show Date: 23-24 April 2021

W W W . H O R S E S H O W P A T T E R N S . C O M

W W W . H O R S E S H O W P A T T E R N S . C O M



[HH/72-2]

Pattern Provided by:

Debra Watson